RELEASED 24/Apr/2017 17:34:10 GMT

# Komplettierung nur für einzeln auszuliefernde Kompressorstufen
*Completion for individually delivered compressor stages only*




| Pos. *Item* | Benennung Deutsch *Description German* / Benennung Englisch *Description English* / Abmessung [mm] [2] *Dimension [mm]* | Anzahl *Quantity* | Artikel-Nr. *CCN* | Zeichnungs-Nr. [1] *Drawing-No.* / Modell-Nr. [1] *Pattern-No.* | Werkstoff [1, 2] *Material* / Gewicht/Stck. [kg] [2] *Weight/Pc. [kg]* |
|---|---|---|---|---|---|
| | [1] Aktuellen Änderungsstand beachten *Take note of current revision* [2] Nur zur Referenz - aktuelle Daten gemäß Zeichnung/Katalog/Norm *For reference only - for current data see drawing/catalogue/standard* | | | | |
| 190 | Typenschild Kompressorstufe CD *Name Plate Compressor Stage CD* 52x18x0.8 | 1 | 47581671002 | 47581671 | Al 0.003 |
| 191 | Halbrundkerbnagel ISO 8746 - 2x8 - A2-12H *Round head grooved pin* Ø3.7/2/x9.3 | 2 | 96748546 | 96748546 | A2-12H 0.001 |

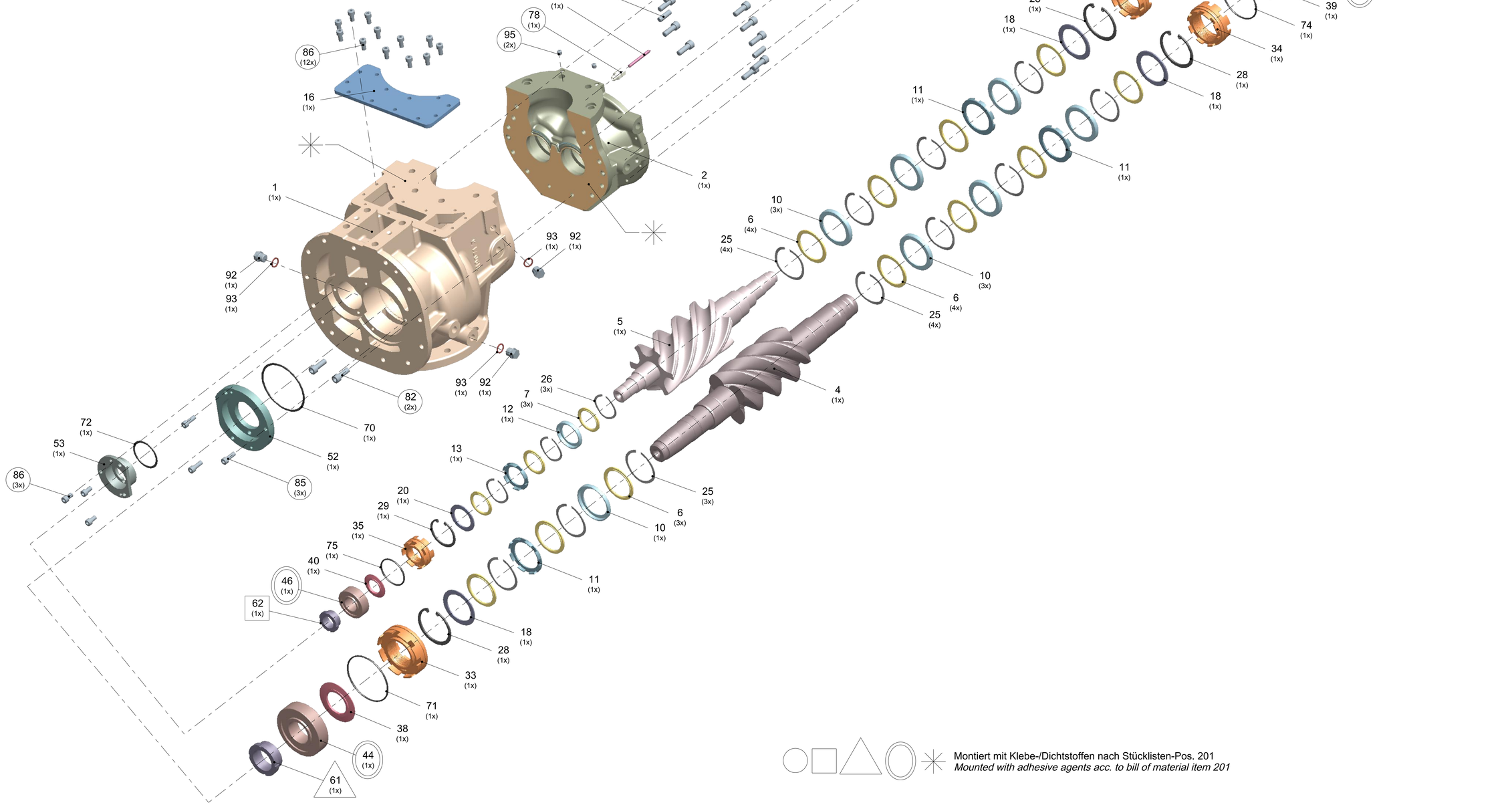


Montiert mit Klebe-/Dichtstoffen nach Stücklisten-Pos. 201
*Mounted with adhesive agents acc. to bill of material item 201*

RELEASED 24/Apr/2017 17:34:10 GMT

B-B 90°
0.600

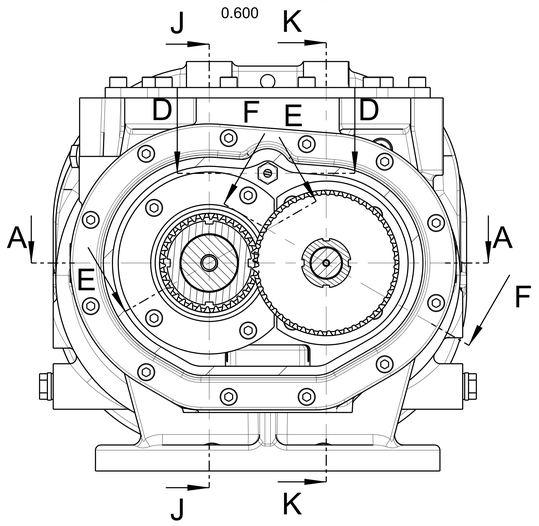


A-A 90°

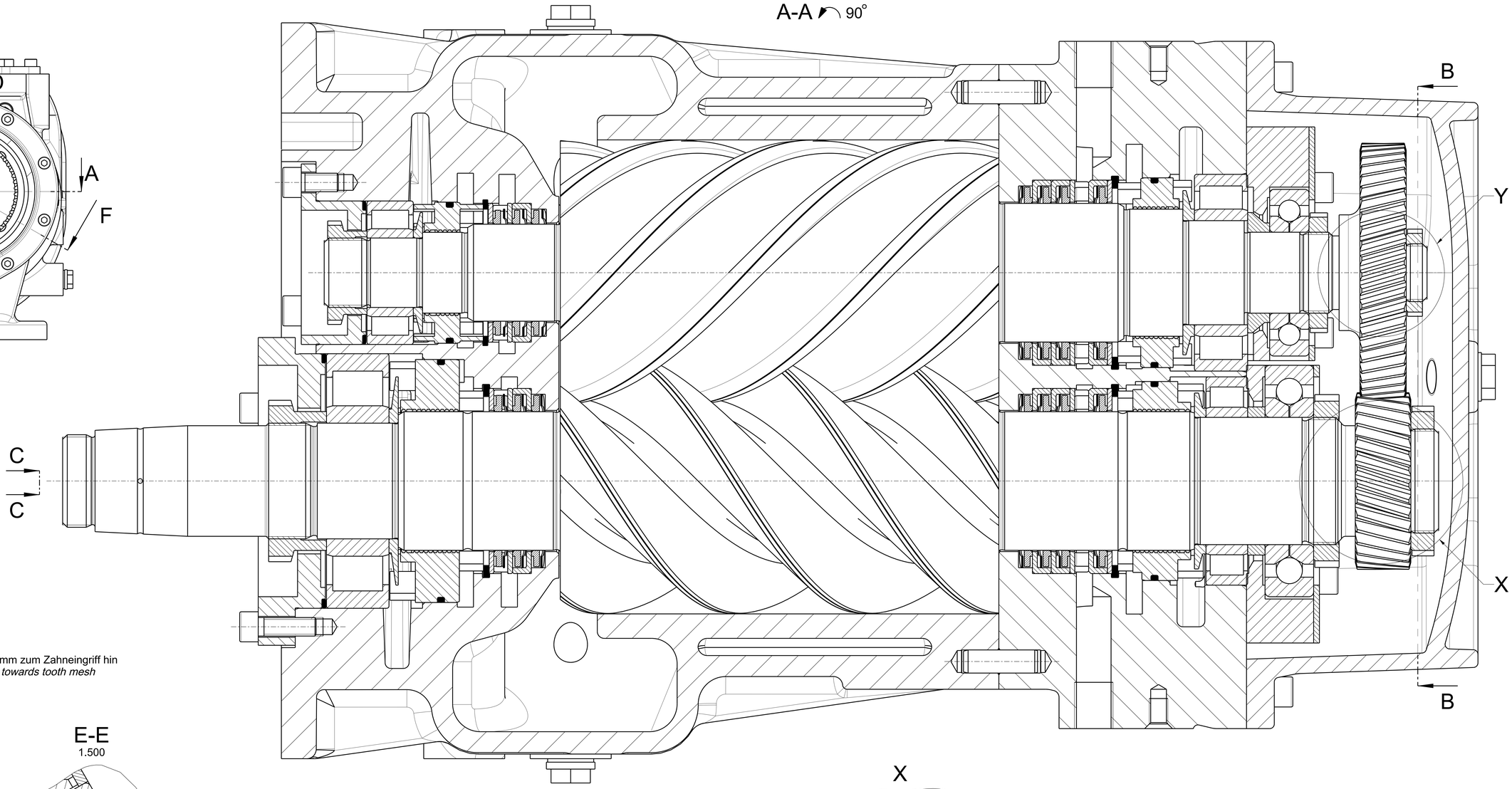


D-D

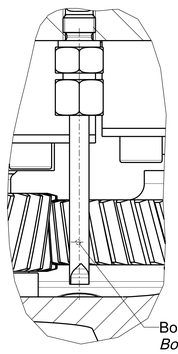

Bohrung ∅ 1.5 mm zum Zahneingriff hin
*Bore ∅ 1.5 mm towards tooth mesh*

C
C

F-F
1.500

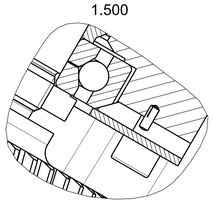

E-E
1.500

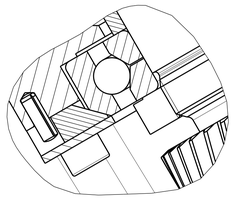

G-G

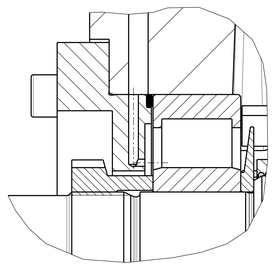

C-C 90°
0.600

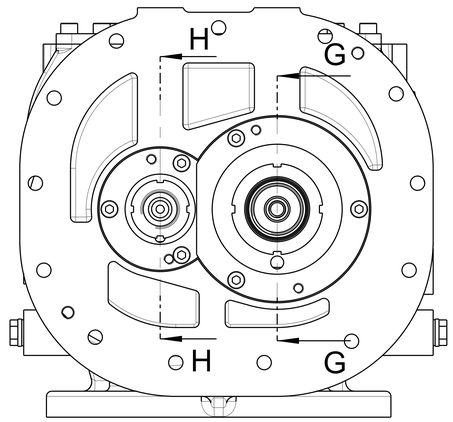


X

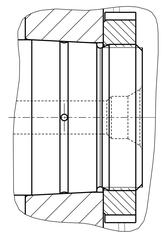

Y

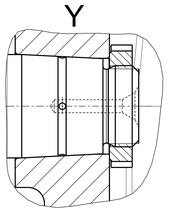

H-H

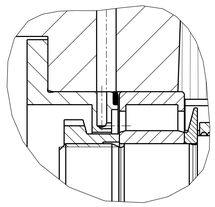

J-J

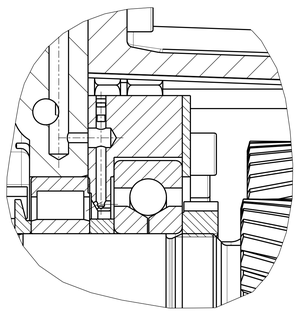

K-K

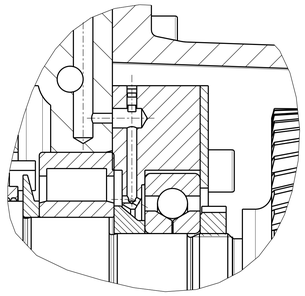





RELEASED 24/Apr/2017 17:34:10 GMT

## Standardstückliste / *Standard BOM*

| Pos. *Item* | Benennung deutsch *Description german* / Benennung englisch *Description english* / Abmessung [mm] [2] *Dimension [mm]* | Anzahl *Quantity* | Artikel-Nr. *CCN* | Zeichnungs-Nr. [1] *Drawing-No.* / Modell-Nr. [1] *Pattern-No.* | Werkstoff [1, 2] *Material* / Gewicht/Stck. [kg] [2] *Weight/Pc. [kg]* |
|---|---|---|---|---|---|
| | [1] Aktuellen Änderungsstand beachten *Take note of current revision* [2] Nur zur Referenz - aktuelle Daten gemäß Zeichnung/Katalog/Norm *For reference only - for current data see drawing/catalogue/standard* | | | | |
| 1 | Rotorgehäuse CDB90<br>*Rotor housing*<br>315x310x318 | 1 | s.Var. | 400-0-049083<br>119071/5 | s.Var.<br>s.Var. |
| 2 | Ausströmgehäuse CDB90<br>*Discharge housing*<br>297x242x107 | 1 | s.Var. | 400-0-049084<br>119072/3 | s.Var.<br>22 |
| 3 | Deckel DS CDB90<br>*Cover discharge side*<br>220x100x297 | 1 | s.Var. | 400-2-030799<br>119073 | s.Var.<br>s.Var. |
| 4 | Hauptrotor CDB90<br>*Male rotor*<br>Ø115x595 | 1 | s.var. | 22644462 | s.401-6-007333<br>16.9 |
| 5 | Nebenrotor CDB90<br>*Female rotor*<br>Ø115x477 | 1 | s.var. | 22644470 | s.401-6-007333<br>11.4 |
| 6 | Dichtring CD<br>*Sealing ring*<br>Ø60/74x3.5 | 11 | 37601662GHH | 47542494 | s.401-6-006784<br>0.032 |
| 7 | Dichtring CD<br>*Sealing ring*<br>Ø42/54x3.3 | 3 | 24263055 | 47542494 | s.401-6-006784<br>0.018 |
| 10 | Winkelring HR/NRDS CDB90<br>*Angular ring MR/FRDS*<br>Ø 80/ 61 x 8.1 | 7 | 37601663GHH | 400-4-049153 | s.401-6-006784<br>0.060 |
| 11 | Winkelring HR/NRDS CDB90<br>*Angular ring MR/FRDS*<br>Ø 80/ 61 x 8.1 | 3 | 37601664GHH | 400-4-049154 | s.401-6-006784<br>0.050 |
| 12 | Winkelring CDA96/CDB68/CDB90<br>*Angular ring*<br>Ø 60/ 43 x 8.3 | 1 | 24263147 | 400-4-048359 | s.401-6-006784<br>0.040 |
| 13 | Winkelring CDB68/CDB90<br>*Angular ring*<br>Ø 60/ 43 x 8.3 | 1 | 24263428 | 400-4-048375 | s.401-6-006784<br>0.030 |
| 16 | Kernlochdeckel CDB90<br>*Core hole cover*<br>250x105x8 | 1 | 83901898GHH | 401-3-004047 | s.401-6-007094<br>1.29 |
| 18 | Distanzscheibe HR/NRDS CDB90<br>*Spacer shim MR/FRDS*<br>Ø80/61x2 | 3 | 37601665GHH | 400-4-049151 | s.401-6-006784<br>0.030 |
| 20 | Distanzscheibe CDA96/CDB68/CDB90<br>*Spacer shim*<br>Ø60/43x2 | 1 | 37601322GHH | 400-4-048357 | s.401-6-006784<br>0.021 |
| 25 | Wellenfeder<br>*Spirawave*<br>~ Ø73.5/66.5x7.5 | 11 | 23013071 | 24205809 | 17-7PH (C7CrNiAl17-7)<br>0.004 |
| 26 | Wellenfeder<br>*Spirawave*<br>~ Ø53.5/48.5x7.5 | 3 | 23013055 | 24205809 | 17-7PH (C7CrNiAl17-7)<br>0.002 |
| 28 | Sicherungsring DIN 472 - 80x2.5<br>*Retaining ring*<br>Ø85.5x2.5 | 3 | 96710850 | 96710850 | Federstahl/Spring steel<br>0.025 |
| 29 | Sicherungsring DIN 472 - 60x2<br>*Retaining ring*<br>Ø64.2x2 | 1 | 96710751 | 96710751 | Federstahl/Spring steel<br>0.011 |
| 33 | Öldichtring HRSS rechtsgängig CDB90<br>*Oil retaining ring MRSS right threaded*<br>Ø105/60x40.4 | 1 | 22956353 | 400-3-049157 | s.401-6-006790<br>1.03 |
| 34 | Öldichtring HRDS linksgängig CDB90<br>*Oil retaining ring MRDS left threaded*<br>Ø86/60x36.9 | 1 | 22956361 | 400-3-049158 | s.401-6-006790<br>0.51 |
| 35 | Öldichtring NRSS linksgängig CDB90<br>*Oil retaining ring FRSS left threaded*<br>Ø61/35x30 | 1 | 83900495GHH | 401-3-000999 | s.401-6-006790<br>0.20 |
| 36 | Öldichtring NRDS rechtsgängig CDB90<br>*Oil retaining ring FRDS right threaded*<br>Ø82/55x31.9 | 1 | 22956387 | 400-3-049160 | s.401-6-006790<br>0.41 |
| 38 | Spritzring HRSS CDB90<br>*Splash ring*<br>Ø50/90x4 | 1 | 24627614 | 24627416 | s.401-6-006443<br>0.084 |
| 39 | Spritzring HRDS CDB90<br>*Splash ring*<br>Ø55/76x5 | 1 | 24627606 | 24627416 | s.401-6-006443<br>0.058 |
| 40 | Spritzring NR CDB90/CDM80<br>*Splash ring*<br>Ø30/52x4 | 1 | 23854193 | 24627416 | s.401-6-006443<br>0.027 |
| 41 | Spritzring NRDS CDB90<br>*Splash ring*<br>Ø45/71x5 | 1 | 24627622 | 24627416 | s.401-6-006443<br>0.060 |
| 44 | Zylinderrollenlager<br>*Cylindrical roller bearing*<br>Ø110/50x27 (NU310E) | 1 | 22507552 | 22477970 | St/Ms<br>1.15 |
| 45 | Zylinderrollenlager<br>*Cylindrical roller bearing*<br>Ø 90/55x15 (NU1011E) | 1 | 22507560 | 22477970 | St/Ms<br>0.400 |
| 46 | Zylinderrollenlager<br>*Cylindrical roller bearing*<br>Ø62/30x20 (NU2206) | 1 | 22507438 | 22477970 | St/Ms (PEEK)<br>0.260 |
| 47 | Zylinderrollenlager<br>*Cylindrical roller bearing*<br>Ø85/45x23 (NU2209E) | 1 | 22507537 | 22477970 | St/Ms<br>0.520 |
| 48 | Vierpunktlager<br>*Four-point contact ball bearing*<br>Ø100/55x21 (QJ211) | 1 | 22507834 | 22479125 | St/Ms<br>0.740 |
| 49 | Vierpunktlager<br>*Four-point contact ball bearing*<br>Ø72/35x17 (QJ207) | 1 | 22507784 | 22479125 | St/Ms<br>0.35 |
| 50 | Sicherungselement CD<br>*Locking element*<br>15.5x9x6 | 1 | 22702161 | 22702161 | s.401-6-006443<br>0.005 |
| 51 | Sicherungselement CD<br>*Locking element*<br>12.5x5.5x4 | 1 | 23854169 | 400-4-043075 | s.401-6-006443<br>0.002 |
| 52 | Lagerdeckel HR CDB90<br>*Bearing cover MR*<br>Ø142/63x29 | 1 | 62972000GHH | 400-3-031480 | s.401-6-006781<br>1.40 |
| 53 | Lagerdeckel NR CDB90<br>*Bearing cover FR*<br>Ø94/37x28 | 1 | 62973000GHH | 400-3-031481 | s.401-6-006781<br>0.330 |
| 54 | Lagertopf HR CDB90<br>*Bearing housing MR*<br>Ø140/69x29 | 1 | 83902925GHH | 401-2-005135 | s.401-6-006781<br>1.35 |

## Standardstückliste / *Standard BOM*

| Pos. *Item* | Benennung deutsch *Description german* / Benennung englisch *Description english* / Abmessung [mm] [2] *Dimension [mm]* | Anzahl *Quantity* | Artikel-Nr. *CCN* | Zeichnungs-Nr. [1] *Drawing-No.* / Modell-Nr. [1] *Pattern-No.* | Werkstoff [1, 2] *Material* / Gewicht/Stck. [kg] [2] *Weight/Pc. [kg]* |
|---|---|---|---|---|---|
| | [1] Aktuellen Änderungsstand beachten *Take note of current revision* [2] Nur zur Referenz - aktuelle Daten gemäß Zeichnung/Katalog/Norm *For reference only - for current data see drawing/catalogue/standard* | | | | |
| 55 | Lagertopf NR CDB90<br>*Bearing housing FR*<br>Ø126/50x27 | 1 | 83902927GHH | 401-2-005136 | s.401-6-006781<br>1.35 |
| 56 | Distanzring CDA128/CDB90<br>*Spacer ring*<br>Ø 64/ 55x 8.4 | 1 | 23465164 | 400-4-029939 | s.401-6-006443<br>0.055 |
| 57 | Distanzring NR CDB90<br>*Spacer ring MR*<br>Ø52/35x10.2 | 1 | 37601776GHH | 400-4-049696 | s.401-6-006443<br>0.063 |
| 58 | Spannscheibe HR CDB90<br>*Tension disk MR*<br>Ø140/90x2.5 | 1 | 62978000GHH | 400-4-031486 | s.401-6-006782<br>0.220 |
| 59 | Spannscheibe NR CDB90<br>*Tension disk FR*<br>Ø126/63x2.5 | 1 | 62979000GHH | 400-4-031487 | s.401-6-006782<br>0.110 |
| 61 | Wellenmutter HRSS CDB90/CDM80<br>*Lock nut suction side*<br>Ø70/M50x1.5-5H/x25 | 1 | 24296212 | 24294589 | s.22518013<br>0.220 |
| 62 | Wellenmutter NRSS CDB90<br>*Lock nut suction side*<br>Ø45/M30x1.5-5H/x17 | 1 | 24296196 | 24294589 | s.22518013<br>0.060 |
| 63 | Nutmutter<br>*Locknut*<br>Ø 75/ M55x2-5H/x11 | 1 | 39239694 | 22568463 | s.22518013<br>0.158 |
| 64 | Nutmutter<br>*Locknut*<br>Ø 52/ M35x1.5-5H/x8 | 1 | 39239686 | 22568463 | s.22518013<br>0.053 |
| 66 | Gleichlaufrad CDB90 (T)<br>*Synchronizing wheel*<br>Ø111.799/29.5x29 | 1 | 24055519 | 401-3-003179 | s. 22972129<br>1.42 |
| 67 | Gleichlaufritzel CDB90 (T)<br>*Synchronizing pinion*<br>Ø76.386/46x24 | 1 | 37601100GHH | 401-3-003180 | s. 22972129<br>0.442 |
| 68 | Nutmutter<br>*Locknut*<br>Ø 65/ M45x1.5-5H/x10 | 1 | 54508676 | 22568463 | s.22518013<br>0.119 |
| 69 | Nutmutter<br>*Locknut*<br>Ø 38/ M25x1.5-5H/x7 | 1 | 39259387 | 22568463 | s.22518013<br>0.025 |
| 70 | O-Ring SAE AS 568<br>*O-ring*<br>101.27x2.62 | 1 | 95000410 | 95000410 | FKM70<br>0.03 |
| 71 | O-Ring SAE AS 568<br>*O-ring*<br>94.92x2.62 | 1 | 95023081 | 95023081 | FKM70<br>0.002 |
| 72 | O-Ring SAE AS 568<br>*O-ring*<br>52.07x2.62 | 1 | 95021960 | 95021960 | FKM70<br>0.001 |
| 74 | O-Ring<br>*O-ring*<br>81x2.5 | 1 | 65525000GHH | 22536916 | FKM70<br>0.002 |
| 75 | O-Ring SAE AS 568<br>*O-ring*<br>55.25x2.62 | 1 | 95021986 | 95021986 | FKM70<br>0.002 |
| 76 | O-Ring SAE AS 568<br>*O-ring*<br>75.87x2.62 | 1 | 95022109 | 95022109 | FKM70<br>0.002 |
| 78 | Verschraubung DIN 2353 - CL 6 - St<br>*Male connector*<br>SW14 / M10x1 | 1 | 23020860 | 22579429 | St<br>0.025 |
| 79 | Ölbrause<br>*Oil shower*<br>6x1x62 | 1 | 62995000GHH | 400-4-031492 | s.401-6-006725<br>0.008 |
| 81 | Zylinderstift ISO 8733 - 10x32 - St<br>*Parallel pin with internal thread*<br>Ø10x32 | 2 | 26267000GHH | 96759063 | St<br>0.100 |
| 82 | Zylinderschraube ISO 4762 - M10x30 - 8.8<br>*Hexagon socket head cap screw*<br>Ø16x40 | 12 | 96702162 | 96702162 | St<br>0.028 |
| 83 | Zylinderschraube ISO 4762 - M8x22 - 8.8<br>*Hexagon socket head cap screw*<br>Ø13x30 | 12 | 96748553 | 96748553 | St<br>0.013 |
| 85 | Zylinderschraube ISO 4762 - M8x25 - 8.8<br>*Hexagon socket head cap screw*<br>Ø13x33 | 3 | 96708060 | 96708060 | St<br>0.015 |
| 86 | Zylinderschraube ISO 4762 - M8x16 - 8.8<br>*Hexagon socket head cap screw*<br>Ø13x24 | 15 | 96708037 | 96708037 | St<br>0.012 |
| 87 | Zylinderschraube ISO 4762 - M8x40 - 8.8<br>*Hexagon socket head cap screw*<br>Ø13x48 | 8 | 96741822 | 96741822 | St<br>0.021 |
| 92 | Verschlussschraube DIN 910 - M16x1.5 - St<br>*Hexagon head screw plug*<br>Ø21/s17/M16x1.5/x21 | 4 | 96748363 | 96748363 | St<br>0.035 |
| 93 | Dichtring DIN 7603 - A16x20 - St<br>*Sealing ring*<br>Ø16.2x19.9x1.5 | 4 | 96748397 | 96748397 | St<br>0.001 |
| 95 | Verschlussschraube DIN 906 - M8x1 - St<br>*Hexagon socket pipe plug*<br>M8/s4/x8 | 2 | 96748843 | 96748843 | St<br>0.002 |

## Technische Varianten Rotorgehäuse Pos. 1
*Technical Variants Rotor Housing Item 1*

| | Benennung Deutsch *Description German* / Benennung Englisch *Description English* / Abmessung [mm] [2] *Dimension [mm]* | Artikel-Nr. *CCN* | Werkstoff [1, 2] *Material* / Gewicht/Stck. [kg] [2] *Weight/Pc. [kg]* |
|---|---|---|---|
| | [1] Aktuellen Änderungsstand beachten *Take note of current revision* [2] Nur zur Referenz - aktuelle Daten gemäß Zeichnung/Katalog/Norm *For reference only - for current data see drawing/catalogue/standard* | | |
| 1 | Rotorgehäuse CDB90<br>*Rotor housing*<br>315x310x318 | 23400377 | s.401-6-006688<br>62 |
| 2 | Rotorgehäuse CDB90 \|H77\|<br>*Rotor housing*<br>315x310x318 | 23400369 | s.401-6-006688<br>62 |
| 3 | Rotorgehäuse CDB90 \|GJS\|<br>*Rotor housing*<br>315x310x318 | tbd | s.22859565<br>61 |

## Technische Varianten Ausströmgehäuse Pos. 2
*Technical Variants Discharge Housing Item 2*

| | Benennung Deutsch *Description German* / Benennung Englisch *Description English* / Abmessung [mm] [2] *Dimension [mm]* | Artikel-Nr. *CCN* | Werkstoff [1, 2] *Material* / Gewicht/Stck. [kg] [2] *Weight/Pc. [kg]* |
|---|---|---|---|
| | [1] Aktuellen Änderungsstand beachten *Take note of current revision* [2] Nur zur Referenz - aktuelle Daten gemäß Zeichnung/Katalog/Norm *For reference only - for current data see drawing/catalogue/standard* | | |
| 1 | Ausströmgehäuse CDB90<br>*Discharge housing*<br>297x242x107 | 23400385 | s.401-6-006688<br>22 |
| 2 | Ausströmgehäuse CDB90 \|H77\|<br>*Discharge housing*<br>297x242x107 | 23400393 | s.401-6-006688<br>22 |
| 3 | Ausströmgehäuse CDB90 \|GJS\|<br>*Discharge housing*<br>297x242x107 | tbd | s.22859565<br>22 |

## Technische Varianten Deckel DS Pos. 3
*Technical Variants Cover Discharge Side Item 3*

| | Benennung Deutsch *Description German* / Benennung Englisch *Description English* / Abmessung [mm] [2] *Dimension [mm]* | Artikel-Nr. *CCN* | Werkstoff [1, 2] *Material* / Gewicht/Stck. [kg] [2] *Weight/Pc. [kg]* |
|---|---|---|---|
| | [1] Aktuellen Änderungsstand beachten *Take note of current revision* [2] Nur zur Referenz - aktuelle Daten gemäß Zeichnung/Katalog/Norm *For reference only - for current data see drawing/catalogue/standard* | | |
| 1 | Deckel DS CDB90<br>*Cover discharge side*<br>220x100x297 | 62970000GHH | s.401-6-006688<br>6.5 |
| 2 | Deckel DS CDB90 \|GJS\|<br>*Cover discharge side*<br>220x100x297 | tbd | s.22859565<br>6.4 |

## Technische Varianten Hauptrotor Pos. 4
*Technical Variants Male Rotor Item 4*

| | Benennung Deutsch *Description German* / Benennung Englisch *Description English* / Abmessung [mm] [2] *Dimension [mm]* | Artikel-Nr. *CCN* | Werkstoff [1, 2] *Material* / Gewicht/Stck. [kg] [2] *Weight/Pc. [kg]* |
|---|---|---|---|
| | [1] Aktuellen Änderungsstand beachten *Take note of current revision* [2] Nur zur Referenz - aktuelle Daten gemäß Zeichnung/Katalog/Norm *For reference only - for current data see drawing/catalogue/standard* | | |
| 1 | Hauptrotor CDB90 \|ROX\|<br>*Male rotor*<br>Ø115x595 | 22645675 | s.401-6-007333<br>16.9 |
| 2 | Hauptrotor CDB90 \|ROX77\|<br>*Male rotor*<br>Ø115x595 | 22645683 | s.401-6-007333<br>16.9 |

## Technische Varianten Nebenrotor Pos. 5
*Technical Variants Female Rotor Item 5*

| | Benennung Deutsch *Description German* / Benennung Englisch *Description English* / Abmessung [mm] [2] *Dimension [mm]* | Artikel-Nr. *CCN* | Werkstoff [1, 2] *Material* / Gewicht/Stck. [kg] [2] *Weight/Pc. [kg]* |
|---|---|---|---|
| | [1] Aktuellen Änderungsstand beachten *Take note of current revision* [2] Nur zur Referenz - aktuelle Daten gemäß Zeichnung/Katalog/Norm *For reference only - for current data see drawing/catalogue/standard* | | |
| 1 | Nebenrotor CDB90 \|ROX\|<br>*Female rotor*<br>Ø115x477 | 22645691 | s.401-6-007333<br>11.4 |
| 2 | Nebenrotor CDB90 \|ROX77\|<br>*Female rotor*<br>Ø115x477 | 22645709 | s.401-6-007333<br>11.4 |

## Spezifikationen und Dokumentationen / *Specifications and Documentations*

| Pos. *Item* | Benennung deutsch *Description german* / Benennung englisch *Description english* / Abmessung [mm] [2] *Dimension [mm]* | Anzahl *Quantity* | Artikel-Nr. *CCN* | Zeichnungs-Nr. [1] *Drawing-No.* / Modell-Nr. [1] *Pattern-No.* |
|---|---|---|---|---|
| | [1] Aktuellen Änderungsstand beachten *Take note of current revision* [2] Nur zur Referenz - aktuelle Daten gemäß Zeichnung/Katalog/Norm *For reference only - for current data see drawing/catalogue/standard* | | | |
| 200 | Montage und Behandlung Kompressorstufe CD<br>*Mounting and treatment compressor stage* | | 23004500 | 401-6-002975 |
| 201 | Klebe/ Dichtstoff-Verwendung CD<br>*Adhesive/sealing agent application* | | 22505093 | 22505093 |
| 202 | Anziehdrehmomente Kompressorstufe CD<br>*Tightening torques compressor stage* | | 22504815 | 22504815 |
| 203 | Einstellvorgaben Kompressorstufe CD<br>*Setting data Compressor stage* | | 22614572 | 22614572 |
| 206 | Anziehdrehmomente Verschlussschrauben DIN 906<br>*Tightening torques Hexagon socket pipe plugs DIN 906* | | 24757239 | 24757239 |
| 210 | Einbauzeichnung Kompressorstufe CDB90<br>*Installation drawing Compressor stage* | | 400-0-049380 | 400-0-049380 |
| 211 | Abpressvorgaben CD<br>*Pressure testing data* | | 23696842 | 401-6-003625 |
| 212 | Erprobungsvorgaben Kompressorstufe/Block CD<br>*Test specifications Compressor stage/Block* | | 23442775 | 23442775 |
| 213 | Lackierung (Vorgaben) CD / SILU<br>*Painting (options)* | | 22509855 | 22509855 |